

Vision & Strategy

2020

Tri-Nations Darts Ltd
Business Plan & Presentation

2020

Evaluate our current position

We Cannot Change History

We Can shape the future

2020

Consider Your alternatives

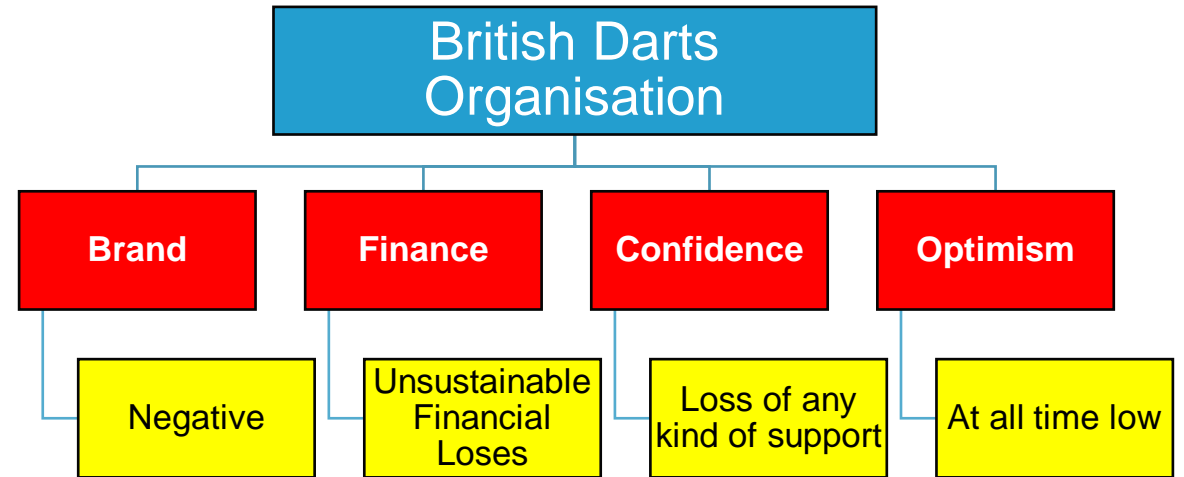


**We Want "YOU"
To Help Us Build**



A Future

We Cannot Change History





British Darts
Organisation

Brand

The BDO brand's reputation has suffered irreparable damage especially in the last 12 months in the National Press and Network TV Outlets





British Darts Organisation

Finance

The companies assets have suffered a catastrophic downturn from a £90,000 Profit in 2018 to a £432,000 loss last year.

“ Quote from the filed accounts at companies house by our accountant”

The company has incurred significant loses to 31st May 2019, and has incurred further loses in the period since which puts doubt on its ability to continue as a going concern



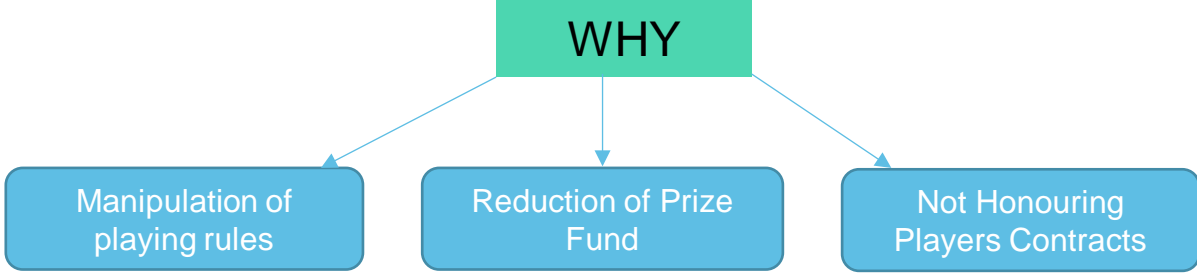


British Darts Organisation

Confidence

The confidence in the company is at an all time low.

World Masters



World Pro

Resulting in withdrawal of World Darts Federation Recognition



Is there hope for the future

British Darts Organisation

Optimism



But Consider

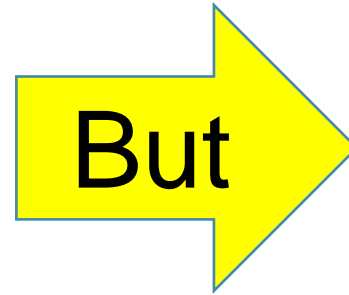


There has been a complete breakdown of any sort of communication from the Board of Directors because:

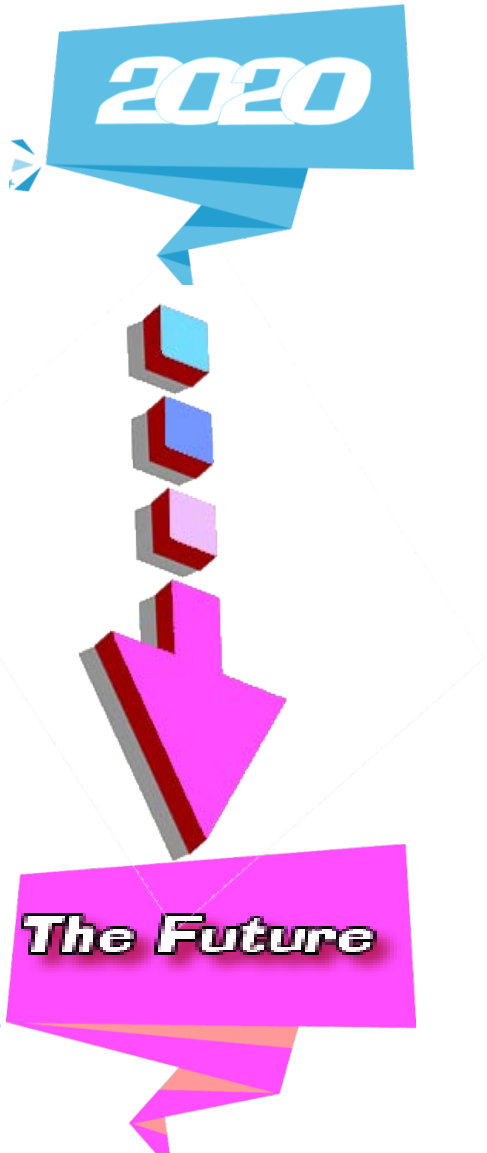
- A. Players have no confidence in our (The BDO) product.
- B. They have no confidence in the BDO Diary
- C. They have no confidence that events or prize monies will be staged or honoured.
- D. They have no confidence that outstanding invoices can be paid.
- E. They have no confidence that the company can continue to trade at any level
- F. There is no confidence anywhere in the market place.
- G. There is no confidence that the company can move forward or even survive.



We Can shape the future



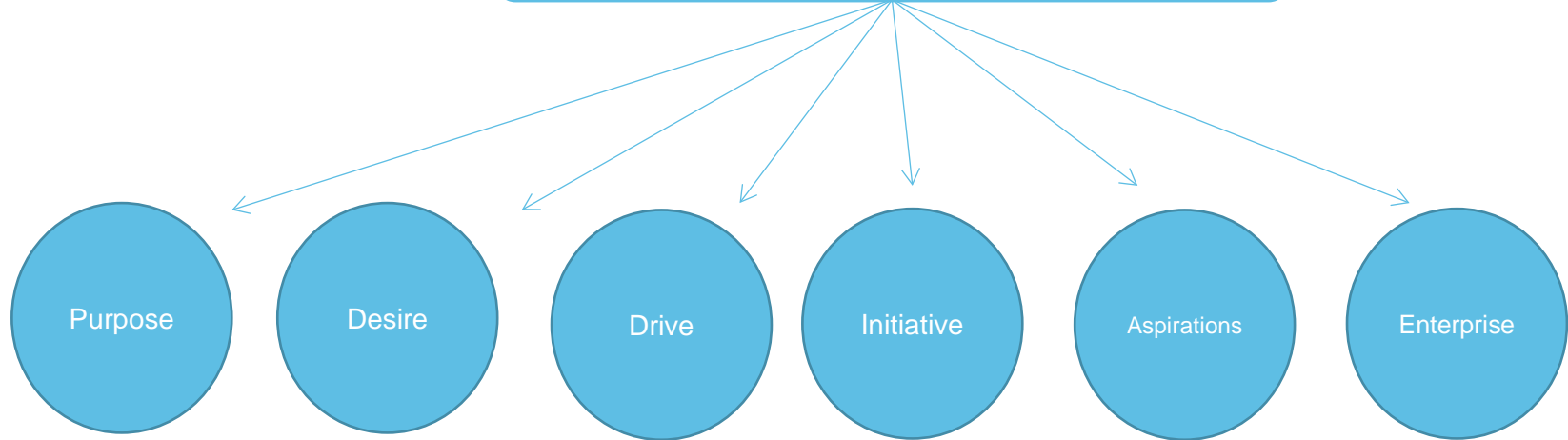
Tri- Nation Darts Ltd Business Plan





**EVERY MOMENT
WASTED LOOKING BACK
← KEEPS US
FROM MOVING
→ FORWARD**

Tri-Nations
Business Plan will provide



The Future with Tri- Nations Darts Ltd



Shaping the future

- 1) All Counties will have to be members of the Tri-Nations which will mean they must register with their own National Organisations England Darts - Welsh Darts -Scottish Darts.

Note:

- a) No Money can be paid into the Tri-Nations as currently there is no bank account set up.
- b) We will require an E-mail by counties confirming commitment of intent to analyze support for this initiative.
- c) The Tri-Nations cannot progress without the counties full commitment to being members of the Tri-Nations

- 2) The Tri-Nations intend to run :
 - Super League
 - Inter - Counties leagues
 - Gold Cup (singles and Pairs)
 - Champions Cup (Super League Champions)



Tri-Nations Will replace £1 Super League Reg. Fee with an across the board standard Fee.
All Counties will contribute equally whether they have 1,000 S/L members or 100 members
Standard fee will be £140.00 Per County!

- 3) The company intends to seek sponsorship which will come into the company and in turn it's members
- 4) Their will only be one company, with one set of accounts, which will be an in-depth analysis of the total business.
- 5) The company will cover all, accountancy, insurances and running costs.
- 6) No directors will be paid directly or indirectly, apart from expenses.
- 7) There has been a comprehensive analysis of the actual costs involved, including prize funds.
- 8) There will be a County player registration fee £25 per player.
- 9) We will not be extending the company towards managing/organising World events.
- 10) This proposal is non-negotiable and is a take it or leave it scenario, we are prepared to invest our time and effort into turning the business around, and creating a brighter and sustainable future on behalf of the membership.





What value do
"YOU"



place on the future of your sport ???

TOGETHER
We can make a Difference

Tri-Nations County Player Registration is less than
"50p" per week

**Not
Even
7p
a day**





What value do
"YOU"



place on the future of your sport ???

TOGETHER

We can make a Difference

Join Us

For Less than a weekly bar of chocolate

Join Us

For Less than the price of this beer each week

Join Us

For Less than the cost of a sausage roll each week

Join Us

For Less than a coke a week

Join Us

For Less than a weekly Packet of Crisps

The Future with Tri- Nations Darts Ltd

Tri-Nations League Structure



The Tri-Nations League structure had to address a number of issues.

The overriding need to revitalise grass roots darts.

To maintain competitiveness.

To encourage “The Players” that our plans are attractive to them and that we can be trusted to deliver a brighter future for them.

Options- Considered

- 1) To perpetuate the current tried and tested systems and format
- 2) To geographically regionalise the system.
 - a) Premier + 1st Div (North & South) 2nd Div (North & South) = 50 Teams
and a yearly revamping of the groups to identify following years divisions, quite possible two from either the North or South could be relegated from the Premier, this re-vamp of divisions below needs to take place as was the historic situation when the BDO had this system in place.
 - b) Premier + 8 regional groups of 5 teams based on their geographical location
 - c) 10 regional groups of 5 teams based on their geographical location
- 3) Various methods of Promotion/Relegation into and out of Premier Division and a yearly revamping of the groups to identify following years divisions.

Tri-Nations League Structure

After extensive discussion between the Executive members of The Tri-Nations the following will be introduced when we are able to commence the next season.

In England and Wales, (Scotland already operate their system on similar lines).

The Current Five English/Welsh Divisions Premier – 1st – 2nd – 3rd – 4th will commence in the Divisions they finished the BICC 2019 – 2020 season as decided by them.

The most important priority of the system is to maintain its competitiveness.
We all agree financially regionalisation is a major consideration for the members.

The Tri-Nations League will maintain the current divisions with promotion and relegation throughout the entirety of the system, however each division will split geographically into two sections i.e.;

Premier Division North – Premier Division South 1st Div North – 1st Div South etc.

Teams will play each other on a home and away basis, the champions of each Division will be promoted and the team finishing 5th demoted . Premier Division North 5th Place – demoted into 1st Division North etc.

There will be an end of season play-off, of all divisions to decide the Overall Divisional Champions
Premier North v Premier South Champions etc.



Tri-Nations League Structure 2020-2021

**Premier Division
North**

Lancashire
Lincolnshire
Northamptonshire
Warwickshire
Yorkshire

**First Division
North**

Humberside
West Midlands
Staffordshire
Cheshire
Cambridgeshire

**Second Division
North**

Nottinghamshire
Somerset
Gwent
Gwynedd
Worcestershire

**Third Division
North**

Cleveland
County Durham
Cumbria
Derbyshire
Merseyside

**Fourth Division
North**

Bedfordshire
Leicestershire
Northumberland
Shropshire
Tyne & Wear

South

Cornwall
Devon
Essex
Glamorgan
Hampshire

South

Dorset
Sussex
London
Hertfordshire
Oxfordshire

South

Berkshire
Buckinghamshire
Suffolk
Surrey
Kent

South

Clwyd
Middlesex
Mont & Radnor
Norfolk
Wiltshire

South

Breconshire
Gloucestershire
Isle of Wight
Pembrokeshire
West of England

Scheduled Tri-Nations designated divisional/regional breakdown.
Dependent upon applications from above teams being received and accepted.

Scottish Divisional Systems Already Functioning



Tri-Nations League Structure 2020-2021

County	Two Year Mileage			
	BDO	Tri-Nations	(+/-)	(% +/-)
Premier		South	Miles	
Cornwall	4494	3080	-1414	-31.46%
Devon	3464	2128	-1336	-38.57%
Essex	3340	3456	116	3.47%
Glamorgan	3112	2796	-316	-10.15%
Hampshire	2834	2328	-506	-17.85%
		North		
Lancashire	2778	1724	-1054	-37.94%
Lincolnshire	2882	1308	-1574	-54.61%
Northamptonshire	2784	1600	-1184	-42.53%
Warwickshire	2126	1384	-742	-34.90%
Yorkshire	3038	1396	-1642	-54.05%
Total	30852	21200	-9652	-31.28%

County	Two Year Mileage			
	BDO	Tri-Nations	(+/-)	(% +/-)
1st Division		South	Miles	
Dorset	2922	1864	-1058	-36.21%
Sussex	3160	1468	-1692	-53.54%
London	2276	1504	-772	-33.92%
Hertfordshire	2006	1348	-658	-32.80%
Oxfordshire	1844	1656	-188	-10.20%
		North		
Humberside	3102	2016	-1086	-35.01%
West Midlands	1884	1284	-600	-31.85%
Staffordshire	2414	1208	-1206	-49.96%
Cheshire	2560	1392	-1168	-45.63%
Cambridgeshire	2298	1932	-366	-15.93%
Total	24466	15672	-8794	-35.94%

County	Two Year Mileage			
	BDO	Tri-Nations	(+/-)	(% +/-)
2nd Division		South	Miles	
Berkshire	1864	1240	-624	-33.48%
Buckinghamshire	2356	1308	-1048	-44.48%
Suffolk	3216	1856	-1360	-42.29%
Surrey	2356	1032	-1324	-56.20%
Kent	2364	1180	-1184	-50.08%
		North		
Nottinghamshire	2594	2260	-334	-12.88%
Gwent	2612	1888	-724	-27.72%
Gwynedd	4502	3140	-1362	-30.25%
Somerset	2346	2360	14	0.60%
Worcestershire	2046	1752	-294	-14.37%
Total	26256	18016	-8240	-31.38%

County	Two Year Mileage			
	BDO	Tri-Nations	(+/-)	(% +/-)
3rd Division		South		
Clwyd	2788	2532	-256	-9.18%
Middlesex	3608	2296	-1312	-36.36%
Montgomery & Radnor	2852	2308	-544	-19.07%
Norfolk	3930	2948	-982	-24.99%
Wiltshire	2532	2056	-476	-18.80%
		North		
Cleveland	2954	1608	-1346	-45.57%
County Durham	3272	1132	-2140	-65.40%
Cumbria	3654	2172	-1482	-40.56%
Derbyshire	2442	2196	-246	-10.07%
Merseyside	2506	2120	-386	-15.40%
Total	30538	21368	-9170	-30.03%

County	Two Year Mileage			
	BDO	Tri-Nations	(+/-)	(% +/-)
4th Division		South	Miles	
Breconshire	3266	1800	-1466	-44.89%
Gloucestershire	2450	1668	-782	-31.92%
Isle of Wight	4114	2968	-1146	-27.86%
Pembrokeshire	3688	2140	-1548	-41.97%
West of England	2426	1468	-958	-39.49%
		North		
Bedfordshire	3144	2764	-380	-12.09%
Leicestershire	2518	2164	-354	-14.06%
Northumberland	3960	2984	-976	-24.65%
Shropshire	2584	2512	-72	-2.79%
Tyne & Wear	4244	2696	-1548	-36.48%
Total	32394	23164	-9230	-28.49%

Comparisons of Mileage differences BICC and New Proposed Tri-Nations League



Tri-Nations League 2020-2021

REVIEW



BICC
2,167,590
Travel Miles



Tri-Nations
1,491,300
Travel Miles



Saves
676,290
Miles



BICC
Fuel Costs
£395,269.00



Tri-Nations
Fuel Costs
£276,166.00



Saves
£119,102.00



BICC
Travel Time
48,798 Hours



Tri-Nations
Travel Time
33,140 Hours











Saves
15,659
Hours

Cost & Environment Benefits


BICC 2018/2019

Tri- Nations 2020/2021

 <p>2193 Miles</p>	<p>1 Coach average 25/30</p>  <p>~63.597g</p>	<p>Fuel Costs BICC 2018/2019 £5,730</p> <p>Fuel Costs Tri-Nations 2020/21 £1347</p>	 <p>776 Miles</p>	<p>1 Coach average 25/30</p>  <p>~17.848g</p>
 <p>17,544 Miles</p>	<p>8 cars average 3 people</p>  <p>~754.392g</p>	<p>Financial Saving For County £4,383</p> <p>67% Reduction in Travel Costs</p> <p>35% Reduction in CO2 Emissions</p>	 <p>6,208 Miles</p>	<p>8 cars average 3 people</p>  <p>~266.944g</p>

Thank you to Cleveland County for supplying us with information to enable us to use as an actual example





Tri-Nations Darts Ltd Members

England Scotland Wales



Countries Owned by their County Members



Tri-Nations Darts Ltd 3 Equal Shareholders



Tri-Nations Darts Ltd Directors

England (2) Scotland (2) Wales (2)

6 Directors to be ratified by each countries A.G.M Membership
(There can be no veto on any other countries Officials)



The Future with Tri - Nations Darts Ltd

The Future



Membership = Unlimited Opportunities

WDF 130 World Ranked Players Opens



WDF International Team Events



WDF World Championship



WDF Masters Championships

WDF World Cups

British Internationals

WDF Europe Cups

6 Nations Internationals



The Future with Tri- Nations Darts Ltd

The Future

I would like to take this opportunity of thanking the executives of the Tri-Nations for the considerable amount of time and effort in preparing this document and researching the mountains of information used to prepare the Plan we put to you for your consideration.

**Tri-Nations Darts offers you
a sustainable opportunity for the future!**

